



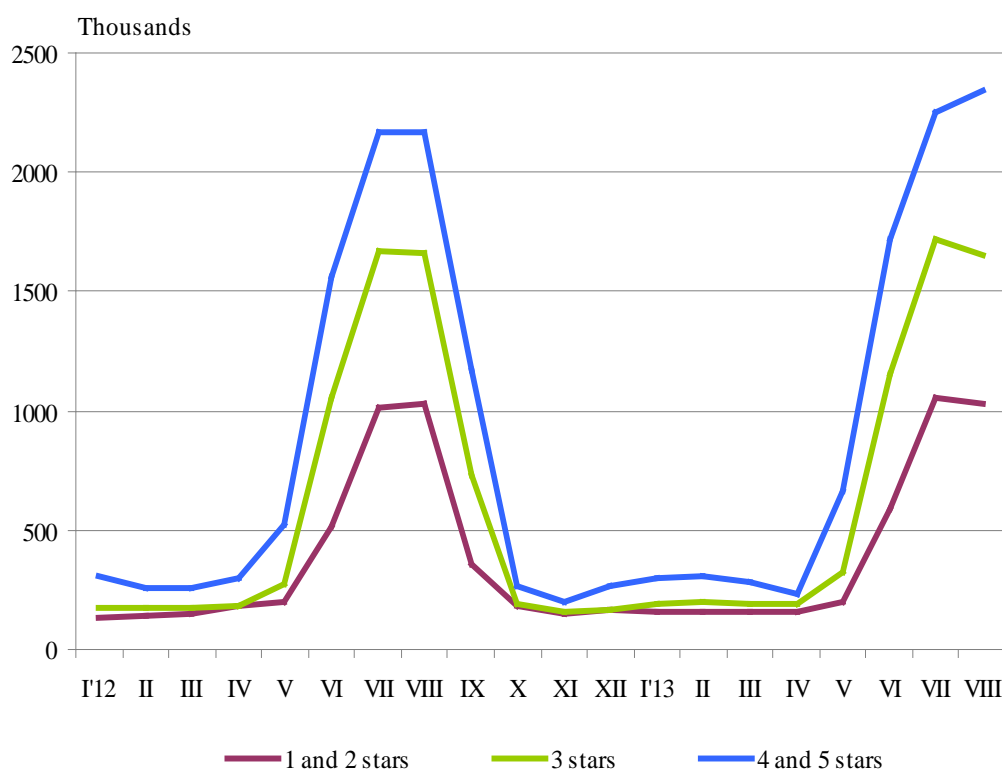
ACTIVITY OF ACCOMMODATION ESTABLISHMENTS IN AUGUST 2013

In August 2013, 2 757 accommodation establishments - hotels, motels, camping sites, mountain chalets and other establishments for short-term accommodation with more than 10 bed places were functioning in the country (Annex, Table 1). The total number of the rooms in them was 123.7 thousands and the bed-places were 276.8 thousands. In comparison with August 2012 the total number of accommodation establishments has increased by 7.4% and the bed-places in them - by 0.3%.

The total number of the nights spent in all accommodation establishments registered in August 2013 was 5 025.0 thousands or by 3.4% more in comparison with the same month of the previous year, and the nights spent in 4 and 5 stars hotels have increased by 8.0% while in 1, 2 and 3 stars accommodation establishments they have decreased by 0.4%.

In August 2013 55.1% of all nights spent by foreign citizens were realized in 4 and 5 stars hotels and 22.5% of all nights spent by Bulgarians. In 3 stars accommodation establishments were spent 30.3% of all nights by Bulgarian residents and 33.7% - of all nights by foreigners, while in the rest of accommodation establishments (with 1 and 2 stars) they were 47.2% and 11.2% respectively.

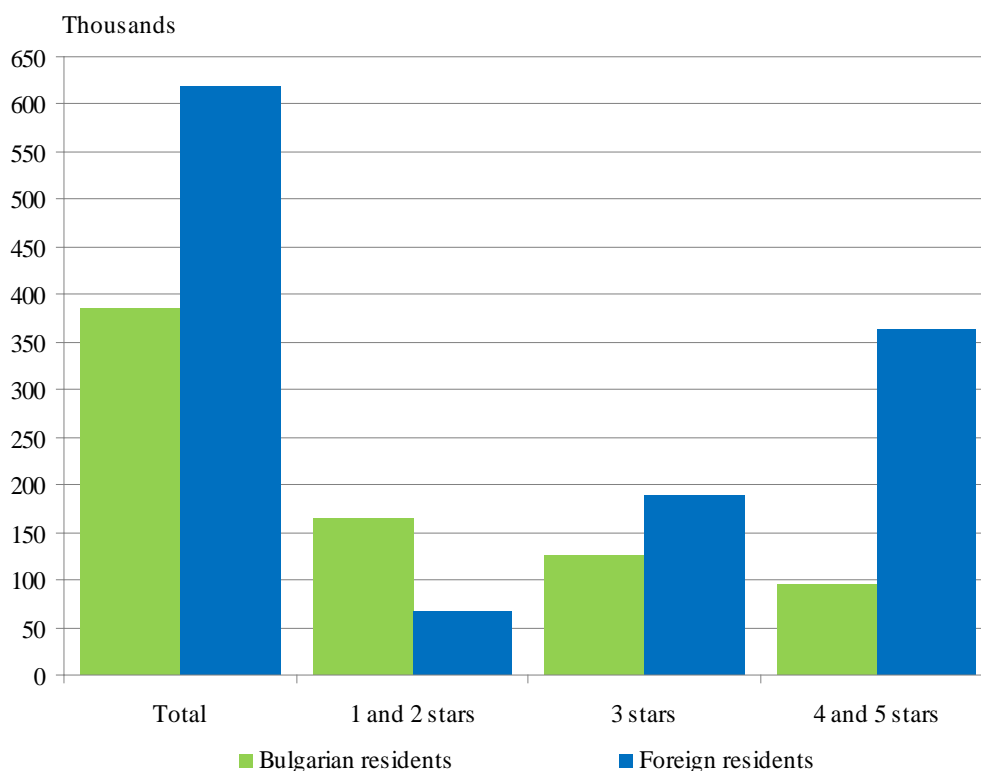
Figure 1. The nights spent in accommodation establishments by categories and by months





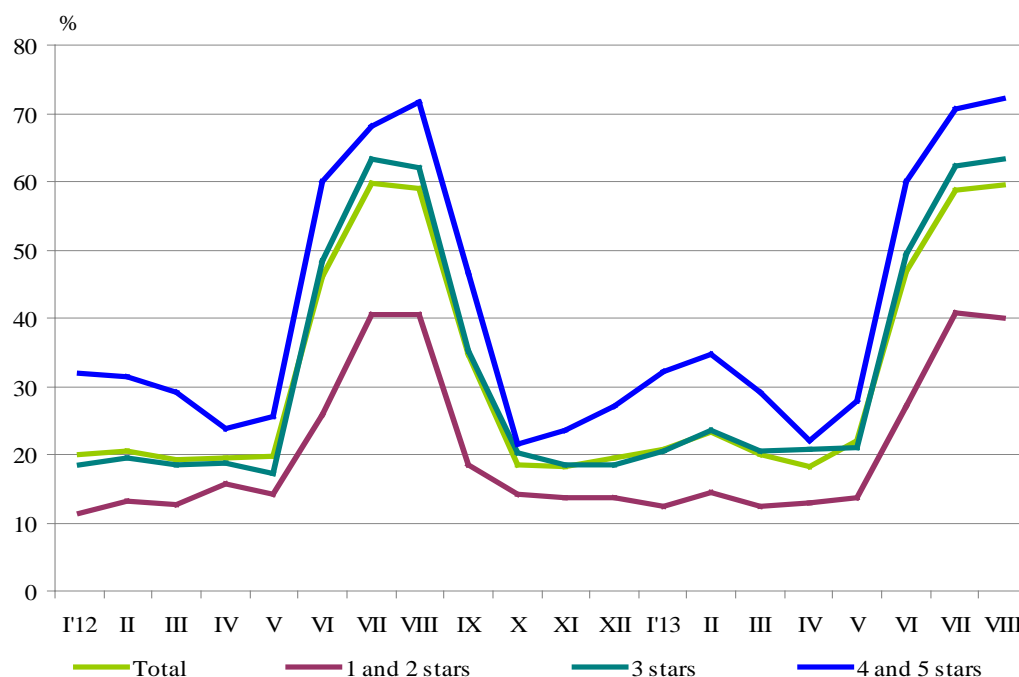
In August 2013 the arrivals in all accommodation establishments increased by 4.6% compared to the same month of 2012 and have reached 1 006.6 thousands. Bulgarian guests were 38.5% of all arrivals as the majority part (75.3%) of them spent the nights in hotels 1 and 2 or 3 stars and spent 3.5 nights on the average. The arrivals of foreigners were 619.5 thousands as 58.6% of them spent nights in hotels with 4 and 5 stars. On the average 5.6 nights were spent by foreigners.

Figure 2. Arrivals in accommodation establishments by categories in August 2013



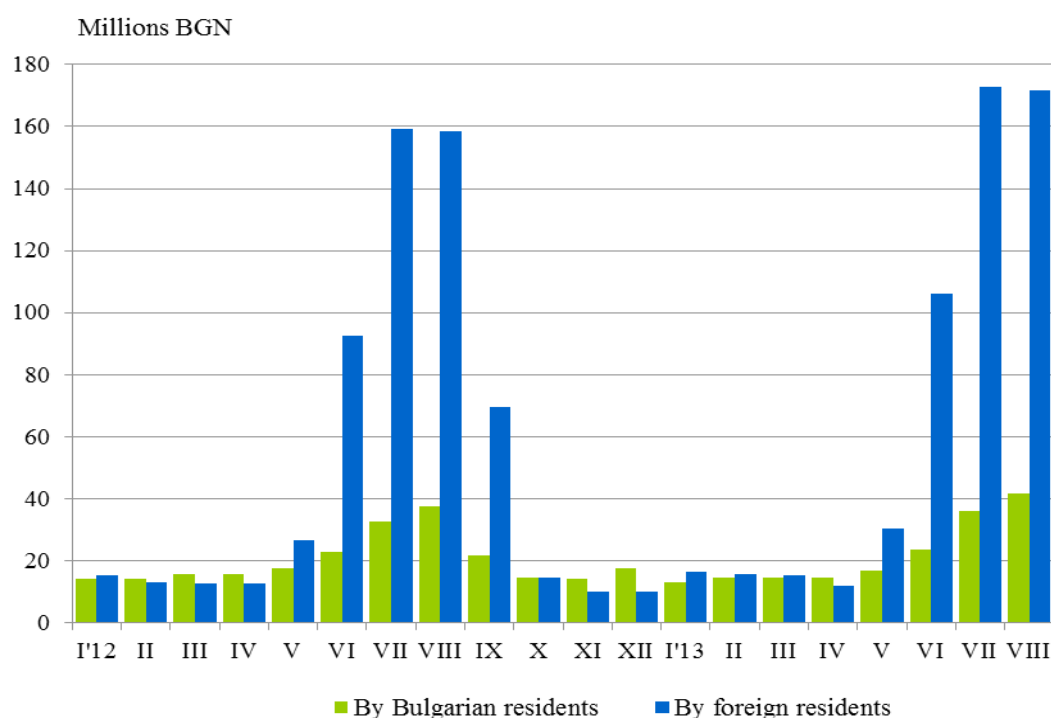
In August 2013, the total occupancy of the bed-places in accommodation establishments was 59.5% and the highest was in 4 and 5 stars accommodation establishments - 72.1%, followed by these with 3 stars - 63.3%, and with 1 and 2 stars - 39.9%. In comparison with the same month of the previous year the occupancy of the bed-places has increased by 0.6 percentage points and the greatest increase was registered in the accommodation establishments with 3 stars - by 1.2 percentage points.

Figure 3. The occupation of the bed-places in accommodation establishments by categories and by months



The total revenues from nights spent in August 2013 reached 213.1 million BGN or by 8.7% more compared to August 2012. An increase was registered both in the revenues from the Bulgarians - by 11.0%, and from foreigners - by 8.1%.

Figure 4. The revenues from nights spent in accommodation establishments by months





Methodological notes

Since 2012 the statistical survey on **accommodation establishments** has been carried out monthly in compliance with the Regulation 692/2011 of the European Parliament and of the Council concerning European statistics on tourism and the regulation 1051/2011 of the Commission implementing Regulation 692/2011 of the European Parliament and of the Council concerning European statistics on tourism, as regards the structure of the quality reports and the transmission of the data.

All categorized hotels, camping sites and other types of accommodation establishments with more than 10 bed-places in use during the reporting period were included in the observation.

The indicator **other accommodation establishments** includes the holiday settlements, hostels, guests houses, bungalows, rest houses, mountain chalets, private rooms and flats and other establishments for short accommodation.

Available Bed Capacity is the maximum number of bed-places on offer for each day of the reference month.

In the **revenues from nights spent** in accommodation establishments are included the sums paid by the guests, without the extra services.

Annex

Table 1

Activity of accommodation establishments in August 2013¹

Districts	Accommodation establishments - Number	Bed-places - Number	Available bed-nights ² - Number	Night spent - Number		Arrivals in accommodation establishments - Number		Revenues from nights spent - Thousands BGN	
				Total	of which: By Foreigners	Total	of which: Foreigners	Total	of which: By Foreigners
Total	2757	276785	8442058	5024997	3708989	1006623	619482	213130	171507
Blagoevgrad	162	10982	305139	88810	27866	38351	11832	2714	937
Burgas	633	105934	3257009	2385239	1918263	355210	258563	107505	91345
Varna	362	58900	1823683	1320438	1122413	241391	194725	63643	57010
Veliko Tarnovo	110	4997	154907	28067	8908	17613	6454	977	406
Vidin	36	946	30193	6398	1712	3748	966	206	56
Vratsa	27	999	29783	8252	698	2495	305	194	32
Gabrovo	56	2812	82884	19009	2152	8920	1326	480	69
Dobrich	139	28159	825835	621301	454062	101290	65623	15834	11936
Kardzhali	31	947	28957	6448	1182	4807	876	207	43
Kyustendil	57	2794	86544	26046	..	13466	1683	659	170
Lovech	80	3799	117496	39869	2449	16603	1345	1177	93
Montana	26	1186	36766	9669	968	3668	468	226	40
Pazardzhik	57	4141	124500	56595	8733	18309	1760	2481	560
Pernik	15	837	25947	4002	..	1749	80	59	9
Pleven	20	1028	31768	7426	1170	4054	707	262	60
Plovdiv	161	8926	272862	87588	28861	33865	10212	2917	982
Razgrad	16	608	18848	3758	976	2122	452	135	39
Ruse	44	1701	52731	10446	4025	6726	2797	462	181
Silistra	20	627	19499	3000	1050	2068	719	119	43
Sliven	81	2524	77814	11669	1551	5763	758	296	62
Smolyan	246	9256	282375	59090	5411	22140	1998	1869	218
Sofia	72	5172	157789	41292	5007	14293	1943	948	128
Sofia (stolitsa)	126	11655	356210	128473	97313	67458	49144	8068	6612
Stara Zagora	56	3556	110086	30822	4451	8800	1976	988	248
Targovishte	21	878	27127	3021	642	1858	249	103	29
Haskovo	38	1399	43320	8606	2019	4575	1376	275	75
Shumen	45	1331	40951	7238	2058	4225	910	226	85
Yambol	20	691	21035	2425	695	1056	235	100	39

¹ In use.

² Available Bed Capacity is the maximum number of the bed-places on offer for each day of the reference month.

“..” Confidential data.