

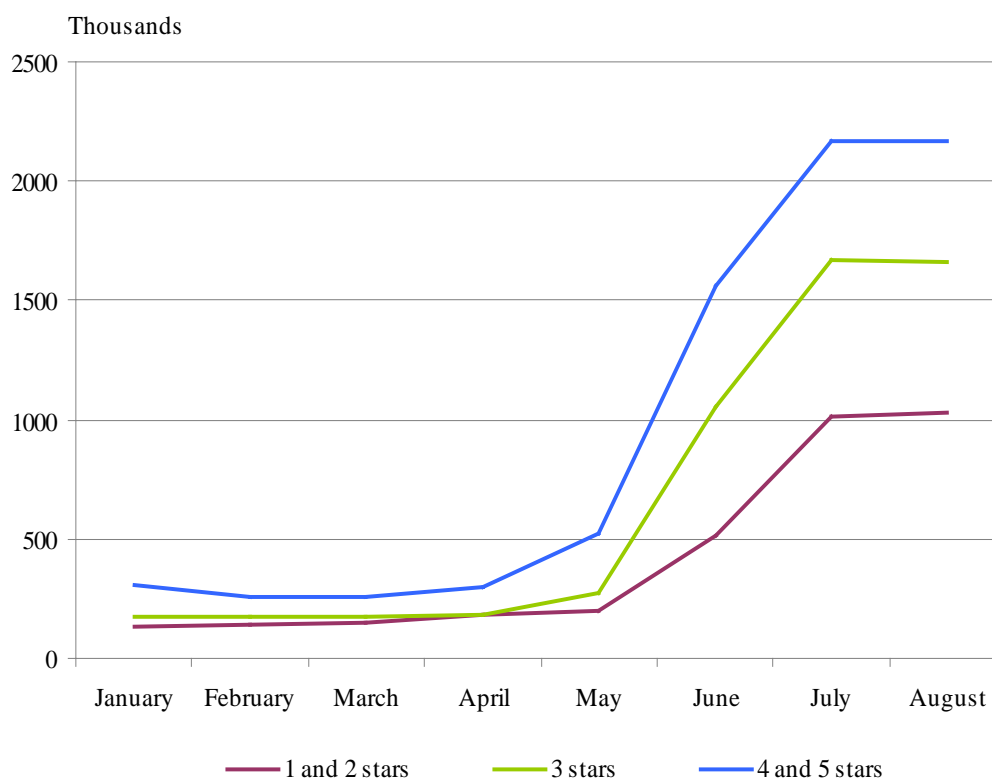


ACTIVITY OF ACCOMMODATION ESTABLISHMENTS¹ IN AUGUST 2012

In August 2012, 2 567 accommodation establishments - hotels, motels, camping sites, mountain chalets and other establishments for short-term accommodation with more than 10 bed places were functioned in the country (Annex, Table 1). The total number of the rooms in them was 123.7 thousands and the bed-places were 276.1 thousands. In comparison with the previous month the total number of accommodation establishments increased by 2.0% and the bed-places in them - by 1.5%.

The total number of the nights spent in all accommodation establishments amounted to 4 861.0 thousands as 1 286.9 thousands by them were spent by Bulgarian residents and 3 574.1 thousands - by foreigners. In 4 and 5 stars hotels the foreign citizens were realized 52.8% from all nights spent by them, while by Bulgarians they were 21.7%. In accommodation establishments with 3 stars these shares were 35.9% and 29.6% respectively, while in accommodation with 1 and 2 stars the realized nights from foreigners were 11.3% and from Bulgarian residents - 48.7%.

Figure 1. The nights spent in accommodation establishments by categories and months in 2012

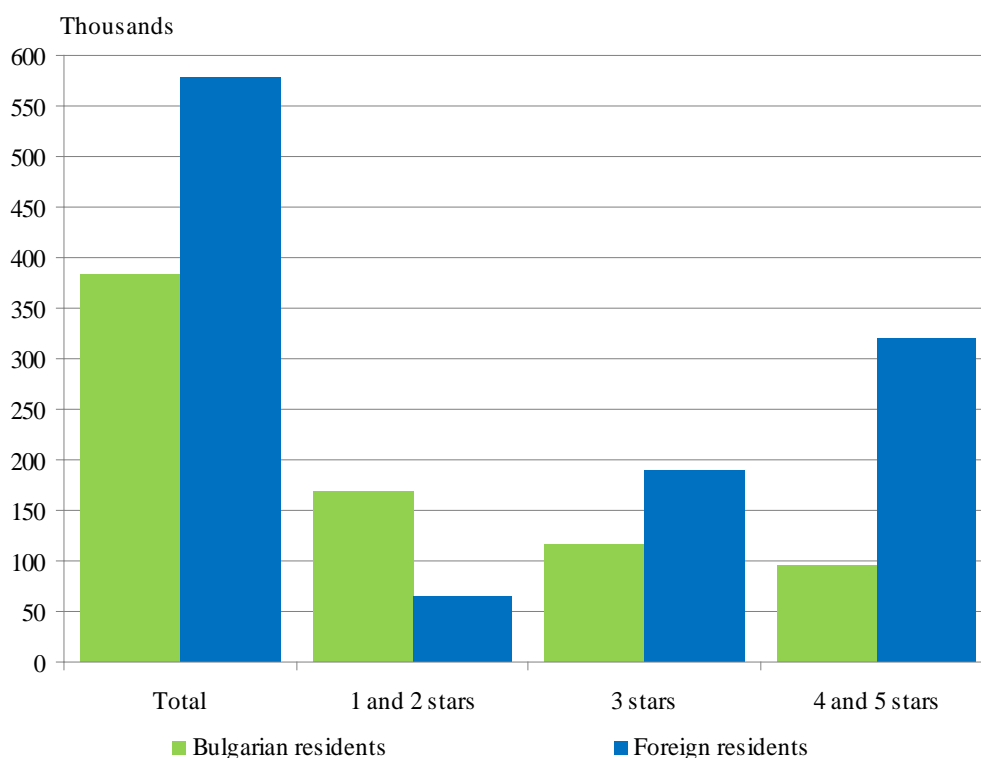


¹ Since January 2012 the survey on accommodation establishments has been carried out monthly in compliance with the Regulation 692/2011 of the European Parliament and of the Council concerning European statistics on tourism and the regulation 1051/2011 of the Commission implementing Regulation 692/2011 of the European Parliament and of the Council concerning European statistics on tourism, as regards the structure of the quality reports and the transmission of the data.



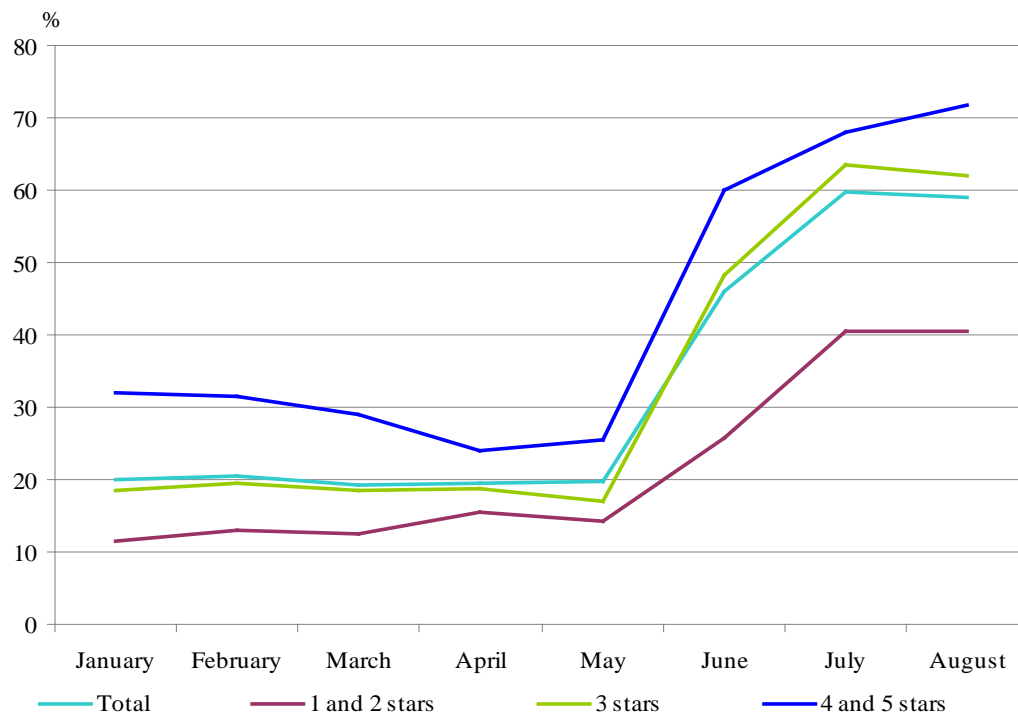
Compared to July 2012 the arrivals in all accommodation establishments in August increased by 4.8% and reached 962.1 thousands. The relative share of Bulgarian guests were 39.9% of all arrivals as the majority part (75.1%) of them spent the nights in hotels 1 and 2 or 3 stars and spent 3.5 nights on the average. The arrivals of foreigners were 578.1 thousands as 55.7% of them spent nights in hotels with 4 and 5 stars. On the average 5.9 nights were spent by foreigners.

Figure 2. Arrivals in accommodation establishments by categories in August 2012



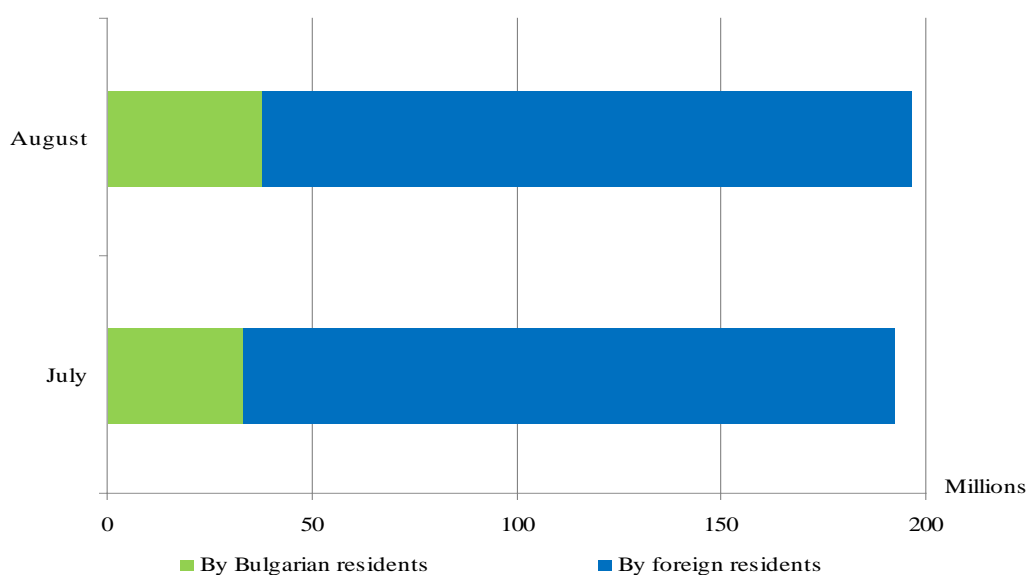
In August 2012, the total occupancy of the bed-places in accommodation establishments was 58.9% as the highest it was in 4 and 5 stars accommodation establishments - 71.7%, followed by these with 3 stars - 62.1% and with 1 and 2 stars - 40.5%. In comparison with the previous month the greatest increase was registered in the accommodation establishments with 4 and 5 stars - by 3.7 percentage points.

Figure 3. The occupation of the bed-places in accommodation establishments by categories and months in 2012



The total revenues from nights spent in August reached 196.1 million BGN or they were by 2.1% more compared to July. An increase by 14.5% in the revenues from Bulgarian residents was registered, while from the foreign residents they decreased by 0.4%.

Figure 4. The revenues from nights spent in accommodation establishments in July and August 2012





Methodological notes

In the statistical survey of **accommodation establishments** were included all categorized hotels, camping sites and other type of accommodation establishments with more than 10 bed-places in use during the reporting period.

The indicator **other accommodation establishments** contained the holiday settlements, hostels, guests houses, bungalows, rest houses, mountain chalets, private rooms and flats and other establishments for short accommodation.

Annex

Table 1

Activity of accommodation establishments in August 2012¹

Districts	Accommodation establishments - number	Bed-places - number	Available bed-nights ² - number	Night spent - number		Arrivals in accommodation establishments - number		Revenues from nights spent - thousands BGN	
				Total	of which: by foreigners	Total	of which: foreigners	Total	of which: by foreigners
Total	2567	276070	8247369	4861004	3574119	962071	578137	196137	158629
Blagoevgrad	172	10971	321119	90835	26463	36874	10760	2522	776
Burgas	586	110073	3162041	2306798	1860093	342230	251871	96533	83308
Varna	334	56701	1752780	1270046	1077306	219784	171177	59030	52905
Veliko Tarnovo	99	4862	150722	28093	8733	17642	6326	982	394
Vidin	32	900	27804	4396	1425	2798	754	177	49
Vratsa	25	965	28162	6940	1109	2782	288	173	44
Gabrovo	58	2942	88961	20367	2617	9020	1331	609	115
Dobrich	125	27987	862625	614858	429693	104958	62011	15245	11057
Kardzhali	29	932	28892	4998	1274	2712	738	155	38
Kyustendil	50	2711	83631	27684	3541	13984	2532	622	134
Lovech	81	3694	111549	30951	1481	15829	1023	983	63
Montana	28	1437	44547	10271	579	3770	324	270	27
Pazardzhik	53	4064	120684	58957	10450	19043	1886	2253	529
Pernik	14	586	18166	2352	90	1006	27	39	3
Pleven	14	1066	24436	5362	1383	3347	676	204	62
Plovdiv	136	8215	254372	97380	40281	35450	12056	3564	1703
Razgrad	14	559	17329	3347	901	1878	382	119	40
Ruse	44	1670	51770	13203	5730	7475	2959	540	266
Silistra	20	629	19499	3329	979	2406	623	133	45
Sliven	74	2405	73997	10623	1822	5391	824	325	97
Smolyan	244	9043	278352	53792	5931	20346	2144	1432	203
Sofia	63	5088	156172	43943	5301	15569	1895	950	139
Sofia Cap.	124	11605	355497	104324	75166	59340	40843	7673	6065
Stara Zagora	33	2888	89324	25665	3828	7054	1637	805	221
Targovishte	21	871	27001	3036	562	1986	325	105	24
Haskovo	41	1416	43411	8968	2871	4794	1492	345	138
Shumen	33	1095	33945	6856	3479	3412	879	233	137
Yambol	20	695	20581	3630	1031	1191	354	116	47

¹ In use

² The data for the "Available Bed Capacity" item are obtained through accumulation of the number of bed-places for each of the days of the reference period when they are put into utilization, irrespective of whether they are occupied or not.