

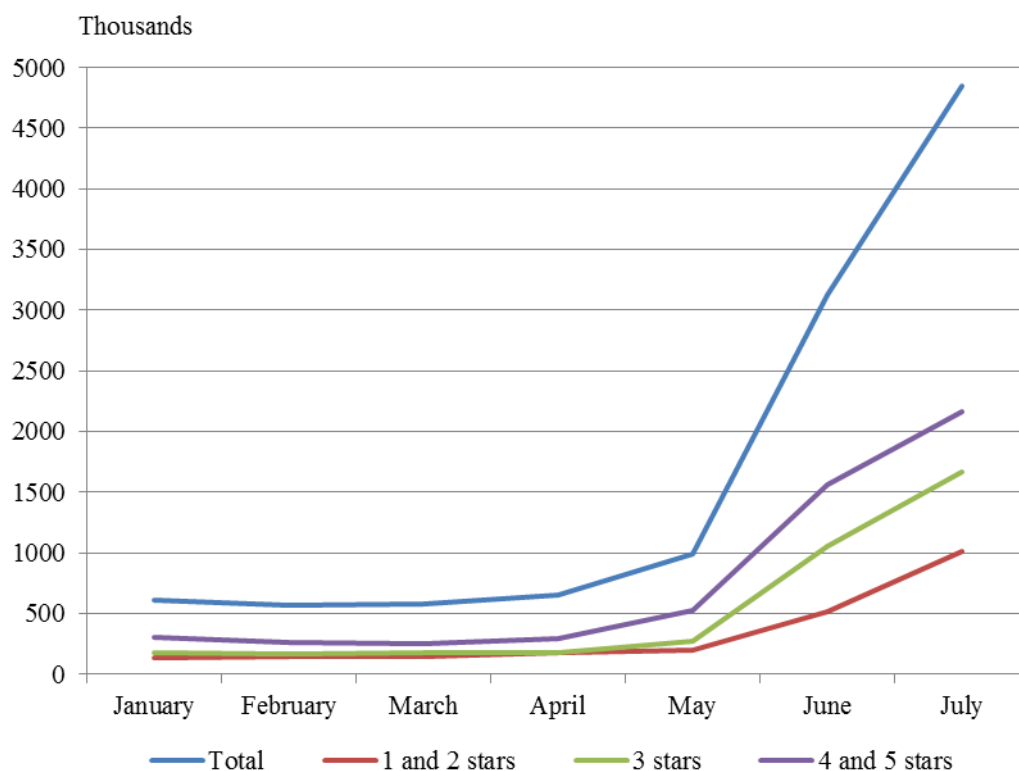


ACTIVITY OF ACCOMMODATION ESTABLISHMENTS¹ IN JULY 2012

In July 2012, 2 517 accommodation establishments - hotels, motels, camping sites, mountain chalets and other establishments for short-term accommodation with more than 10 bed places were functioned in the country (Annex, Table 1). The total number of rooms in them was 121.3 thousands and bed-places were 271.9 thousands. In comparison with the previous month the total number of accommodation establishments increased by 9.4% and the total number of bed-places in them - by 12.3%.

The total number of the nights spent in all accommodation establishments amounted to 4 845.9 thousands as 1 150.9 thousands by them were spent by Bulgarian residents and 3 695.5 thousands - by foreigners. In 4 and 5 stars hotels the foreign citizens realized 52.3% from all nights spent by them, while by Bulgarians they were 20.0%. In 3 stars accommodation establishments were spent 35.8% by nights of foreigners and 32.1% - of Bulgarian residents, while in the rest of accommodation with 1 and 2 stars these share were 11.9 and 50.0% respectively.

Figure 1. The nights spent in accommodation establishments by categories and months in 2012

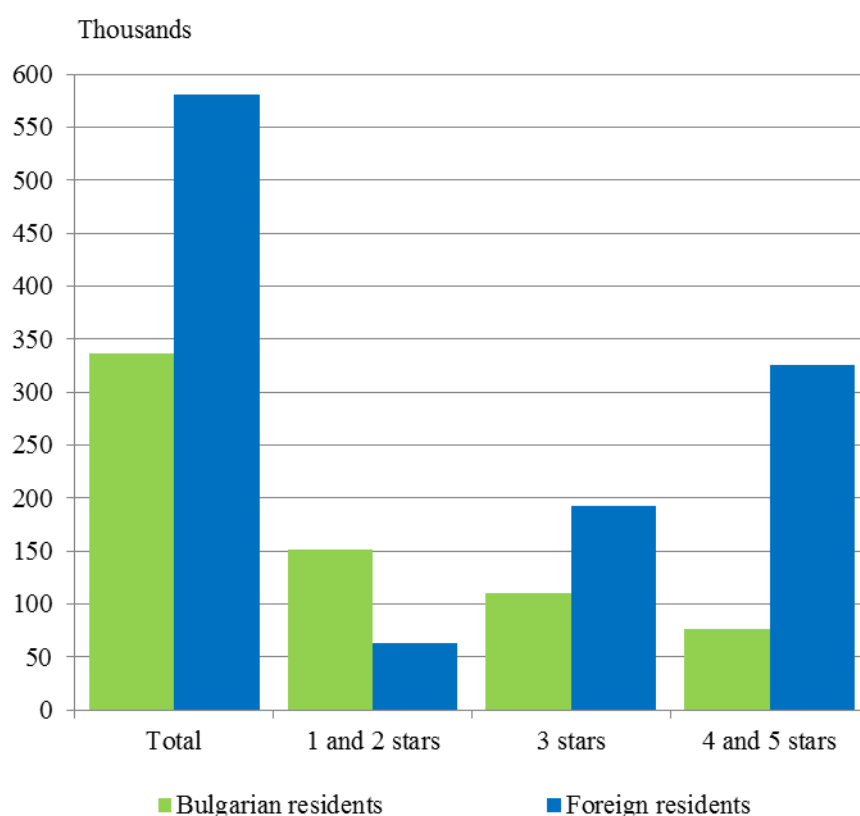


¹ Since January 2012 the survey on accommodation establishments has been carried out monthly in compliance with the Regulation 692/2011 of the European Parliament and of the Council concerning European statistics on tourism and the regulation 1051/2011 of the Commission implementing Regulation 692/2011 of the European Parliament and of the Council concerning European statistics on tourism, as regards the structure of the quality reports and the transmission of the data.



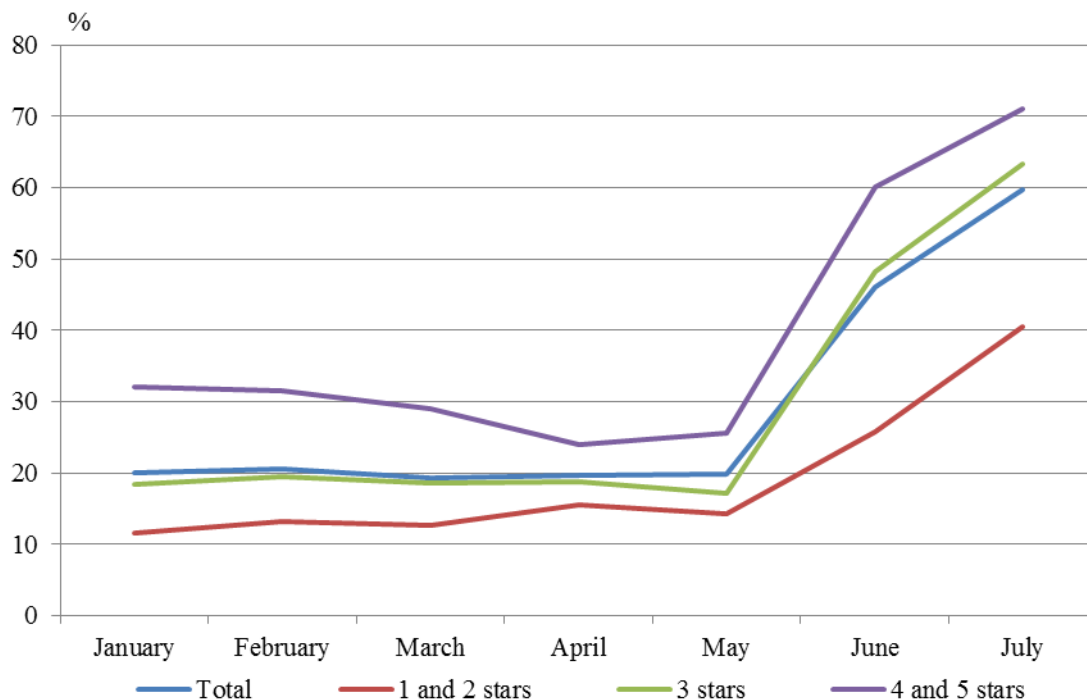
Compared to June 2012 the arrivals in all accommodation establishments in July increased by 29.4% and reached 917.8 thousands. The relative share of Bulgarian guests were 36.7% of all arrivals as the majority part (77.4%) of them spent the nights in hotels 1 and 2 or 3 stars and spent 3.5 nights on the average. The arrivals of foreigners were 580.9 thousands as 55.9% of them spent nights in hotels with 4 and 5 stars. On the average 6.0 nights were spent by foreigners.

Figure 2. Arrivals in accommodation establishments by categories in July 2012



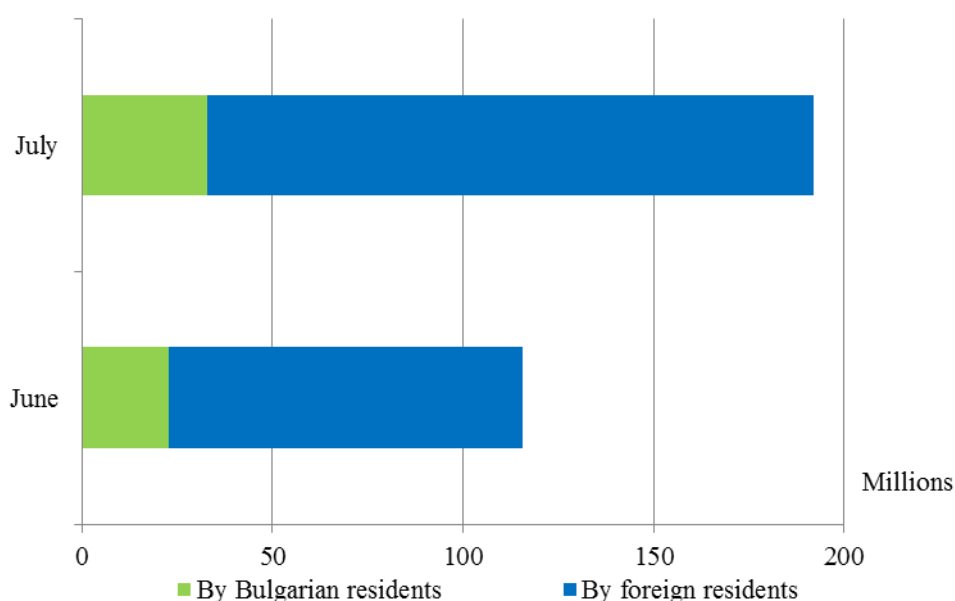
In July 2012, the total occupancy of the bed-places in accommodation establishments was 59.7% as the highest it was in 4 and 5 stars accommodation establishments - 68.0%, followed by these with 3 stars - 63.4% and with 1 and 2 stars - 40.5%. In comparison with the previous month as a whole the occupancy increased by 13.6 percentage points as the greatest it was in the accommodation establishments with 3 stars - by 15.1 percentage points.

Figure 3. The occupation of the bed-places in accommodation establishments by categories and months in 2012



The total revenues from nights spent in July reached 192.0 million BGN as from foreigners they were 159.3 million BGN and from Bulgarians - 32.8 million. In comparison with the previous month the total revenues increased by 66.2%, as from foreign residents they increased by 72.0%, while from Bulgarian residents they were by 42.7% more.

Figure 4. The revenues from nights spent in accommodation establishments in June and July 2012





Methodological notes

In the statistical survey of **accommodation establishments** were included all categorized hotels, camping sites and other type of accommodation establishments with more than 10 bed-places in use during the reporting period.

The indicator **other accommodation establishments** contained the holiday settlements, hostels, guests houses, bungalows, rest houses, mountain chalets, private rooms and flats and other establishments for short accommodation.

Table 1

Activity of accommodation establishments in July 2012¹

	Accommodation establishments - number	Bed-places - number	Available bed-nights ² - number	Night spent - number		Arrivals in accommodation establishments - number		Revenues from nights spent - thousands BGN	
				Total	of which: by foreigners	Total	of which: foreigners	Total	of which: by foreigners
Total	2517	271922	8118490	4845940	3695562	917842	580869	192049	159296
Blagoevgrad	172	11045	314536	66487	17236	25673	7588	1888	483
Burgas	543	105612	3045282	2284261	1886828	326319	250090	93069	81703
Varna	327	56994	1766644	1316124	1130722	219140	175680	59503	54052
Veliko Tarnovo	99	4793	148481	29698	9466	17132	5527	947	416
Vidin	32	899	27869	4421	1178	2581	623	171	44
Vratsa	25	980	28007	6200	1226	2890	337	153	35
Gabrovo	58	2884	84202	18638	2665	8420	1349	504	98
Dobrich	125	27970	850903	637963	483651	99902	66634	15510	12099
Kardzhali	29	901	27931	5316	1714	3184	847	152	50
Kyustendil	49	2663	82553	21563	2696	11564	2000	430	90
Lovech	79	3589	110579	25364	1887	12276	922	818	96
Montana	28	1437	44547	8897	675	3617	362	246	31
Pazardzhik	53	4070	120675	50415	6566	16051	1516	2031	351
Pernik	15	630	19530	4699	984	1523	121	66	18
Pleven	14	1064	24446	6411	1471	3891	621	241	66
Plovdiv	136	8204	254324	82048	31108	31588	9116	3143	1497
Razgrad	14	559	17329	4344	1389	2223	515	152	58
Ruse	44	1682	52142	12114	3708	6945	2391	523	198
Silistra	20	629	19499	3051	875	2369	702	132	46
Sliven	74	2421	74307	12806	2571	5900	1009	330	100
Smolyan	244	9043	278290	40235	4109	16722	1494	1009	142
Sofia	64	5203	159533	32891	3588	12926	1606	744	102
Sofia Cap.	124	11650	353023	125059	89597	66201	44884	8762	7032
Stara Zagora	34	2931	89502	26550	4072	7896	2009	786	243
Targovishte	21	870	26970	3287	473	1858	241	116	21
Haskovo	36	1307	38751	7708	2271	4390	1416	327	112
Shumen	36	1171	36284	5083	1998	3169	946	164	64
Yambol	22	721	22351	4307	838	1492	323	131	48

¹ In use.

² The data for the "Available Bed Capacity" item are obtained through accumulation of the number of bed-places for each of the days of the reference period when they are put into utilization, irrespective of whether they are occupied or not.